

Advance Information

SWITCHMODE™ Power Rectifier

MBR4045WT

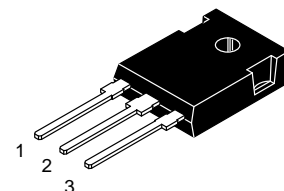
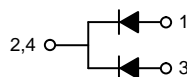
The SWITCHMODE power rectifier employs the use of the Schottky Barrier principle with a Platinum barrier metal. This state-of-the-art device has the following features:

- Dual Diode Construction — Terminals 1 and 3 May Be Connected for Parallel Operation at Full Rating
- 45 Volt Blocking Voltage
- Low Forward Voltage Drop
- Guardring for Stress Protection and High dv/dt Capability (> 10 V/ns)
- Guaranteed Reverse Avalanche
- 150°C Operating Junction Temperature

**SCHOTTKY BARRIER
RECTIFIER
40 AMPERES
45 VOLTS**

Mechanical Characteristics

- Case: Epoxy, Molded
- Weight: 4.3 grams (approximately)
- Finish: All External Surfaces Corrosion Resistant and Terminal Leads are Readily Solderable
- Lead Temperature for Soldering Purposes: 260°C Max. for 10 Seconds
- Shipped 30 Units Per Plastic Tube
- Marking: B4045



**CASE 340K-01
TO-247AC**

MAXIMUM RATINGS

Rating	Symbol	Max	Unit
Peak Repetitive Reverse Voltage Working Peak Reverse Voltage DC Blocking Voltage	V_{RRM} V_{RWM} V_R	45	Volt
Average Rectified Forward Current — Per Diode (Rated V_R) @ $T_C = 125^\circ\text{C}$ — Per Device	$I_{F(AV)}$	20 40	Amp
Peak Repetitive Forward Current, Per Diode (Rated V_R , Square Wave, 20 kHz) @ $T_C = 90^\circ\text{C}$	I_{FRM}	40	Amp
Non Repetitive Peak Surge Current (Surge applied at rated load conditions halfwave, single phase, 60 Hz)	I_{FSM}	400	Amp
Peak Repetitive Reverse Current (2.0 μs , 1.0 kHz)	I_{RRM}	2.0	Amp
Operating Junction Temperature	T_J	-65 to +150	$^\circ\text{C}$
Storage Temperature	T_{stg}	-65 to +175	$^\circ\text{C}$
Peak Surge Junction Temperature (Forward Current Applied)	$T_{J(pk)}$	175	$^\circ\text{C}$
Voltage Rate of Change	dv/dt	10,000	V/ μs

THERMAL CHARACTERISTICS

Thermal Resistance — Junction to Case	$R_{\theta JC}$	1.4	$^\circ\text{C}/\text{W}$
---------------------------------------	-----------------	-----	---------------------------

SWITCHMODE is a trademark of Motorola, Inc.

This document contains information on a new product. Specifications and information herein are subject to change without notice.

Rev 3

MBR4045WT

ELECTRICAL CHARACTERISTICS

Rating	Symbol	Max	Unit
Instantaneous Forward Voltage (1) @ $I_F = 20$ Amps, $T_C = 25^\circ\text{C}$ @ $I_F = 20$ Amps, $T_C = 125^\circ\text{C}$ @ $I_F = 40$ Amps, $T_C = 25^\circ\text{C}$ @ $I_F = 40$ Amps, $T_C = 125^\circ\text{C}$	V_F	0.70 0.60 0.80 0.75	Volts
Instantaneous Reverse Current (1) @ Rated DC Voltage, $T_C = 25^\circ\text{C}$ @ Rated DC Voltage, $T_C = 100^\circ\text{C}$	I_R	1.0 50	mA

(1) Pulse Test: Pulse Width = 300 μs , Duty Cycle < 2.0%

TYPICAL ELECTRICAL CHARACTERISTICS

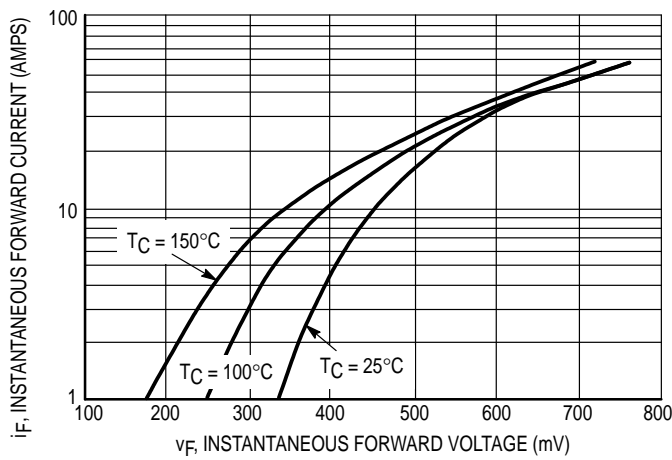


Figure 1. Typical Forward Voltage

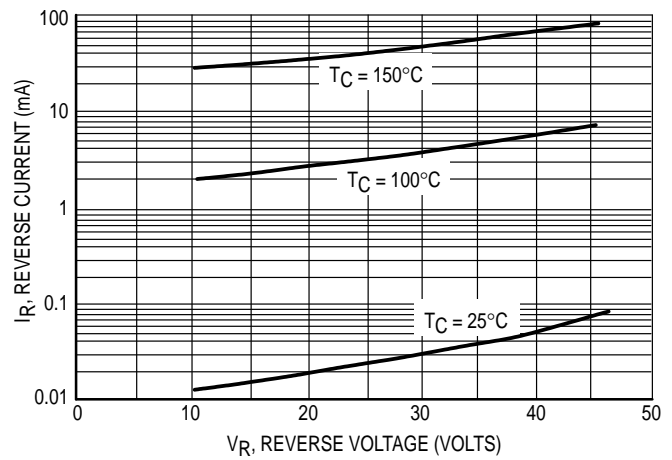


Figure 2. Typical Reverse Current

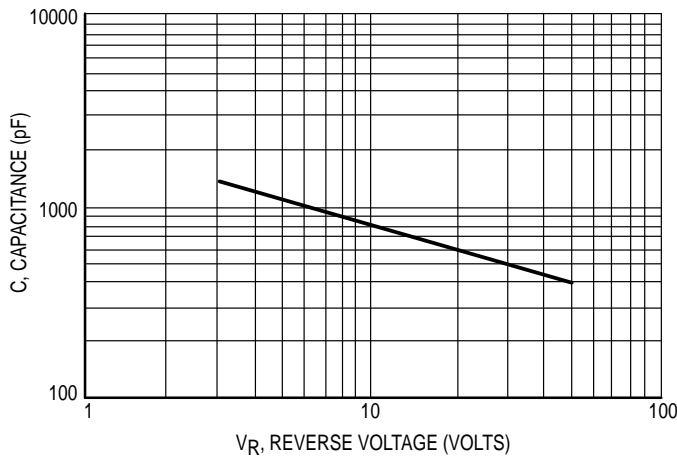


Figure 3. Typical Capacitance Per Leg

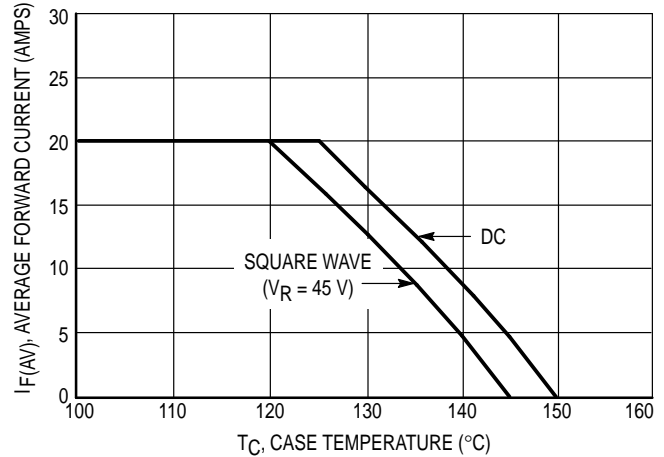
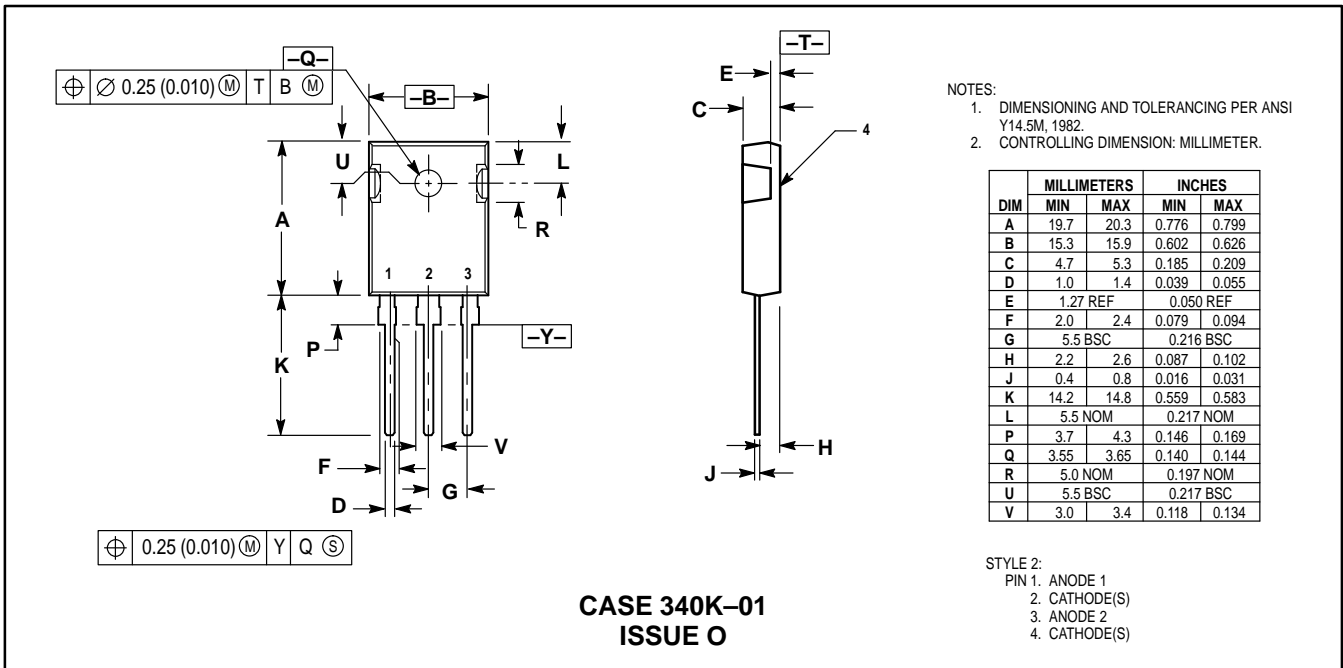



Figure 4. Current Derating Per Leg

PACKAGE DIMENSIONS



Motorola reserves the right to make changes without further notice to any products herein. Motorola makes no warranty, representation or guarantee regarding the suitability of its products for any particular purpose, nor does Motorola assume any liability arising out of the application or use of any product or circuit, and specifically disclaims any and all liability, including without limitation consequential or incidental damages. "Typical" parameters which may be provided in Motorola data sheets and/or specifications can and do vary in different applications and actual performance may vary over time. All operating parameters, including "Typicals" must be validated for each customer application by customer's technical experts. Motorola does not convey any license under its patent rights nor the rights of others. Motorola products are not designed, intended, or authorized for use as components in systems intended for surgical implant into the body, or other applications intended to support or sustain life, or for any other application in which the failure of the Motorola product could create a situation where personal injury or death may occur. Should Buyer purchase or use Motorola products for any such unintended or unauthorized application, Buyer shall indemnify and hold Motorola and its officers, employees, subsidiaries, affiliates, and distributors harmless against all claims, costs, damages, and expenses, and reasonable attorney fees arising out of, directly or indirectly, any claim of personal injury or death associated with such unintended or unauthorized use, even if such claim alleges that Motorola was negligent regarding the design or manufacture of the part. Motorola and  are registered trademarks of Motorola, Inc. Motorola, Inc. is an Equal Opportunity/Affirmative Action Employer.

Mfax is a trademark of Motorola, Inc.

How to reach us:

USA/EUROPE/Locations Not Listed: Motorola Literature Distribution;
P.O. Box 5405, Denver, Colorado 80217. 1-303-675-2140 or 1-800-441-2447

JAPAN: Nippon Motorola Ltd.: SPD, Strategic Planning Office, 4-32-1,
Nishi-Gotanda, Shinagawa-ku, Tokyo 141, Japan. 81-3-5487-8488

Customer Focus Center: 1-800-521-6274

Mfax™: RMFAX0@email.sps.mot.com – TOUCHTONE 1-602-244-6609
Motorola Fax Back System – US & Canada ONLY 1-800-774-1848
– http://sps.motorola.com/mfax/

ASIA/PACIFIC: Motorola Semiconductors H.K. Ltd.; 8B Tai Ping Industrial Park,
51 Ting Kok Road, Tai Po, N.T., Hong Kong. 852-26629298

HOME PAGE: <http://motorola.com/sps/>

